





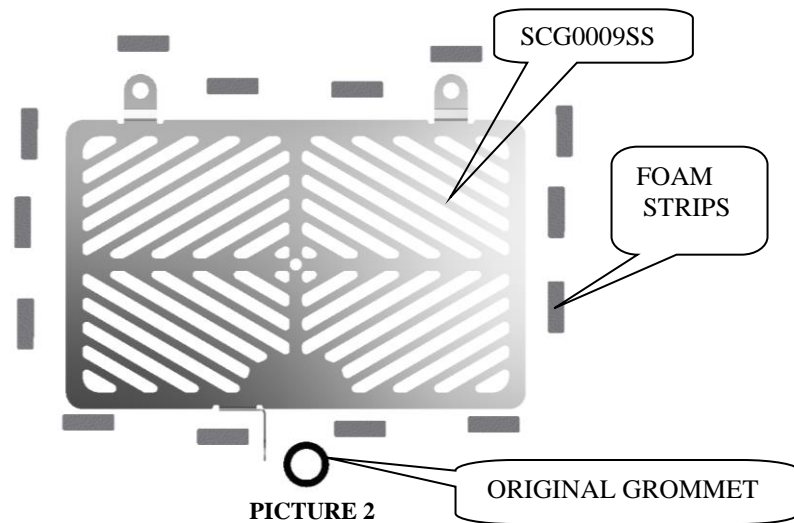
Fitting Instructions for SCG0009SS Oil Cooler Guard
YAMAHA MT-10 2016-



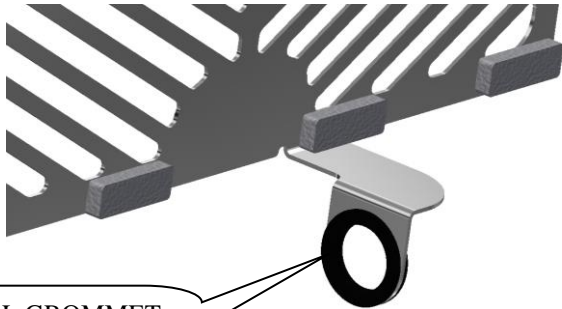
In This Kit There Should Be
1x Oil Cooler Guard (SCG0009SSCOMP)
2x 100mm Lengths of self-adhesive Foam



PICTURE 1

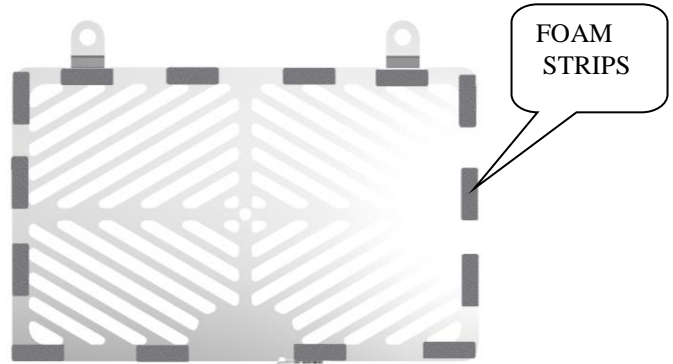


PICTURE 2



ORIGINAL GROMMET
FITTED IN PLACE

PICTURE 3



FOAM
STRIPS

ORIGINAL GROMMET
FITTED IN PLACE

PICTURE 4

GENERAL TORQUE SETTINGS

- M4 BOLT = 8Nm
- M5 BOLT = 12Nm
- M6 BOLT = 15Nm
- M8 BOLT = 20Nm
- M10 BOLT = 40Nm
- M12 NYLOC NUT = 40Nm

TOOLS REQUIRED

- Set of Metric Allen Keys.
- 2x 10mm Spanners or sockets.

FITTING INSTRUCTIONS

- Remove the three bolts arrowed in picture 1, the lower bolt will require the nut to be removed.
- To fit the oil cooler guard to the bike cut the foam strip provided into 8mm wide pieces and stick them to the back of the oil cooler guard frame, so that they sit between the oil cooler guard and the oil cooler radiator as shown in picture 4.
- Remove the original guard from the motorcycle.
- Remove the rubber grommet from the original guard and fit to the new oil cooler guard as shown in pictures 3 and 4.
- Fit the new oil cooler guard to the motorcycle as original using the original nut and bolts.

ISSUE 1 14/07/2016 (NSY)

Digital copies of these instructions are available to download from www.rg-racing.com

CONSUMER NOTICE

The catalogue description and any exhibition of samples are only broad indications of the Products and R&G may make design changes which do not diminish their performance or visual appeal and supplying them in such state shall conform to the order. The Buyer acknowledges no representation or warranty (other than as to title) has been given or will apply to the Products other than those in R&G's order or confirmation and the Buyer confirms it has chosen the Products as being of merchantable quality and suitable for its particular purposes. Where R&G fits the Products or undertakes other

R&G Racing

Unit 1, Shelley's Lane, East Worldham, Alton, Hampshire, GU34 3AQ

Tel: +44 (0)1420 89007 Fax: +44 (0)1420 87301 www.rg-racing.com Email: info@rg-racing.com




services it shall exercise reasonable skill and care and rectify any fault free of charge unless the workmanship has been disturbed. The Buyer is responsible for ensuring that the warranty on the motorcycle is not affected by the fitting of the Products. On return of any defective Products R&G shall at its option either supply a replacement or refund the purchase money but shall not be liable if the Products have been modified or used or maintained otherwise than in accordance with R&G's or manufacturer's instructions and good engineering practice or if the defect arises from accident or neglect. Other than identified above and subject to R&G not limiting its liability for causing death and personal injury, it shall not be liable for indirect or consequential loss and otherwise its liability shall be limited to the amounts paid by the Buyer for the Products or the fitting or service concerned. These terms do not affect the Buyer's statutory rights.

R&G RACING RETURNS POLICY (NON-FAULTY GOODS)

Returns must be pre-authorized (if not pre-authorized the return will be rejected). Goods may only be returned direct to us if they were purchased direct from us (customer must prove if necessary). Otherwise to be returned to original vendor. Goods must be in re-sellable condition, in the opinion of R&G Racing. All returns are subject to a 25% restocking and handling fee (25% of the gross value exc. P&P – at the prevailing price at time of purchase). The customer must pay any and all carriage charges. No returns of discontinued products, unless within 14 days of purchase. This policy does not affect your statutory rights and does not refer to faulty goods.



INSTRUCTIONS DE MONTAGE POUR SCG0009SS PROTECTION
REFROIDISSEUR D'HUILE
YAMAHA MT-10 2016-



Le kit doit contenir :
1x Grille de protection Refroidisseur d'huile (SCG0009SSCOMP)
2x 100mm Bandeaux autocollants




PHOTO 1

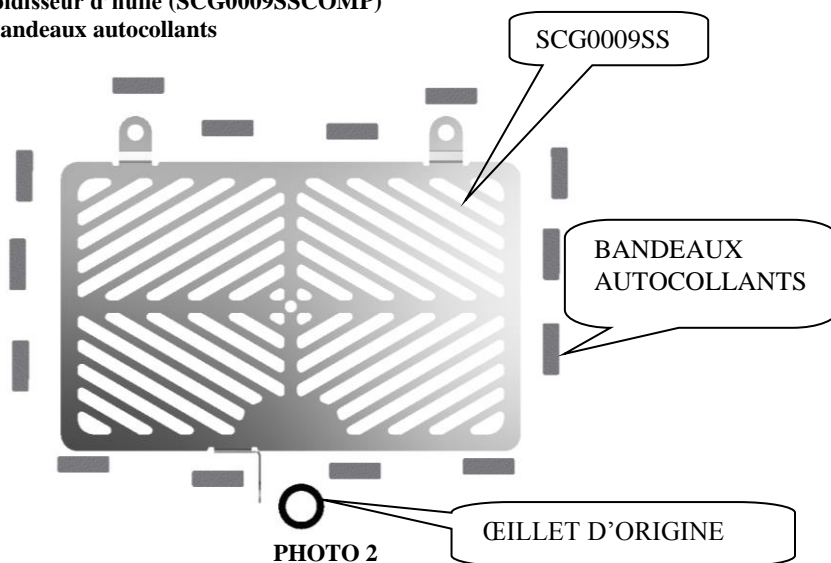
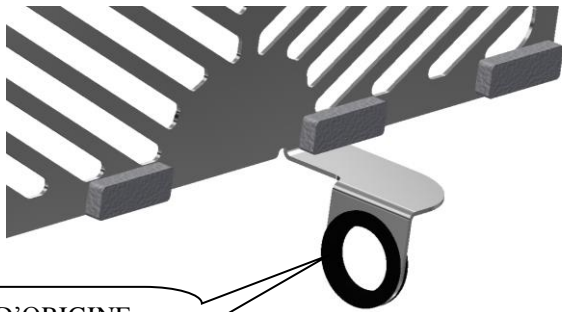
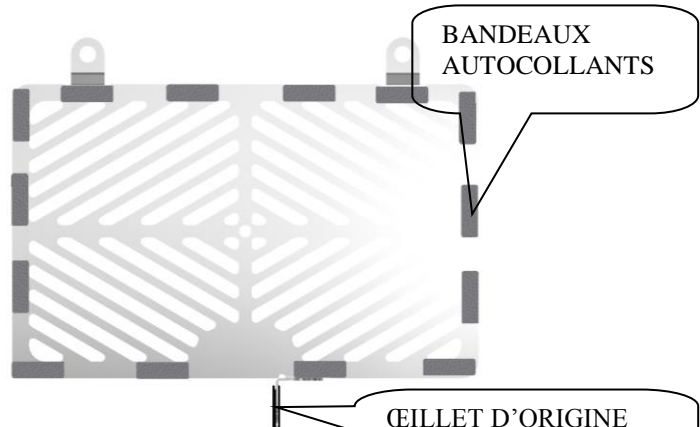


PHOTO 2



ŒILLET D'ORIGINE
EN PLACE

PHOTO 3



BANDEAUX
AUTOCOLLANTS

ŒILLET D'ORIGINE
EN PLACE

PHOTO 4

COUPLES DE SERRAGE

M4 BOULON = 8Nm
M5 BOULON = 12Nm
M6 BOULON = 15Nm
M8 BOULON = 20Nm
M10 BOULON = 40Nm
M10 BOULON = 40Nm
M12 ECROU = 40Nm

OUTILS REQUIS

- Jeu de clés Allen.
- Clés et douilles 2x 10mm.

INSTRUCTIONS DE MONTAGE

- Enlever les 3 boulons indiqués sur la photo 1, l'écrou doit être enlevé pour le boulon inférieur.
- Couper la mousse en bandeaux de 8mm puis collez ces bandeaux au bas du support de protection du refroidisseur d'huile, de façon à ce que ces bandeaux se situent entre la protection refroidisseur d'huile et le radiateur refroidisseur d'huile, photo 4.
- Enlever la protection d'origine de la moto.
- Enlever l'œillet en caoutchouc de la protection d'origine puis montez-le sur la nouvelle protection, voir photos 3 et 4.
- Monter la nouvelle protection sur la moto comme à l'origine, à l'aide de l'écrou d'origine et des boulons.

ISSUE 1 14/07/2016 (NSY)

R&G Racing

Unit 1, Shelley's Lane, East Worldham, Alton, Hampshire, GU34 3AQ

Tel: +44 (0)1420 89007 Fax: +44 (0)1420 87301 www.rg-racing.com Email: info@rg-racing.com



Ces instructions de montage sont disponibles sur www.rg-racing.com

CONSUMER NOTICE

The catalogue description and any exhibition of samples are only broad indications of the Products and R&G may make design changes which do not diminish their performance or visual appeal and supplying them in such state shall conform to the order. The Buyer acknowledges no representation or warranty (other than as to title) has been given or will apply to the Products other than those in R&G's order or confirmation and the Buyer confirms it has chosen the Products as being of merchantable quality and suitable for its particular purposes. Where R&G fits the Products or undertakes other services it shall exercise reasonable skill and care and rectify any fault free of charge unless the workmanship has been disturbed. The Buyer is responsible for ensuring that the warranty on the motorcycle is not affected by the fitting of the Products. On return of any defective Products R&G shall at its option either supply a replacement or refund the purchase money but shall not be liable if the Products have been modified or used or maintained otherwise than in accordance with R&G's or manufacturer's instructions and good engineering practice or if the defect arises from accident or neglect. Other than identified above and subject to R&G not limiting its liability for causing death and personal injury, it shall not be liable for indirect or consequential loss and otherwise its liability shall be limited to the amounts paid by the Buyer for the Products or the fitting or service concerned. These terms do not affect the Buyer's statutory rights.

R&G RACING RETURNS POLICY (NON-FAULTY GOODS)

Returns must be pre-authorized (if not pre-authorized the return will be rejected). Goods may only be returned direct to us if they were purchased direct from us (customer must prove if necessary). Otherwise to be returned to original vendor. Goods must be in re-sellable condition, in the opinion of R&G Racing. All returns are subject to a 25% restocking and handling fee (25% of the gross value exc. P&P – at the prevailing price at time of purchase). The customer must pay any and all carriage charges. No returns of discontinued products, unless within 14 days of purchase. This policy does not affect your statutory rights and does not refer to faulty goods.

R&G Racing

Unit 1, Shelley's Lane, East Worldham, Alton, Hampshire, GU34 3AQ

Tel: +44 (0)1420 89007 Fax: +44 (0)1420 87301 www.rg-racing.com Email: info@rg-racing.com